

ExLibris
Part of Clarivate

IGOLU
International Group of Ex Libris Users

The Analytics Objects List

Explanation and Live Demonstration

Yoel Kortick
Senior Librarian

Introduction

Split View (Side By Side View)

The Menu

Viewing the report from within the object

Multi-Select Facets

Sorting the list of Analytics Objects

Searching the list of Analytics Objects

Presentation Toggle Button



Introduction

Introduction

- The analytics object allows the staff user to provide access to analytics reports for the “analytics consumer”.
 - The “analytics consumer” is the staff user who “uses” analytics reports but does not create, edit or delete analytics reports.
 - The “analytics designer” is the staff user who does create, edit or delete analytics reports. He or she will have the role “Designs” analytics.



The Menu

The Menu

- Select "Analytics > My Analytics > Analytics Objects List"

The screenshot shows the Alma Production interface. On the left is a dark sidebar with menu items: Alma Production, Market, Acquisitions, Resources, Discovery, Fulfillment, Admin, and Analytics (highlighted with a red box). The main content area is divided into sections: 'My Analytics' (highlighted with a red box) containing 'Analytics Object List' (highlighted with a red box) and 'Shared With Me'; 'Create Analysis' containing 'Access Analytics Access Data Visualization' and 'Access Analytics (Primo) Access Data Visualization (Primo)'; and 'Out of the Box' containing 'Out of the Box Analytics'. To the right is a search bar for 'Search Analytics Objects' and a 'Pinned Objects' section with two items: '1 Loans by patron group for current calendar year' and '2 The fulfillment and fines and fees dashboard'.



Multi-Select Facets

Multi-Select Facets

- The Analytics Objects of all types are presented in a single page.
- The staff user can facet Analytics Objects by
 - Type
 - Source System
 - Origin
 - Badges
 - Subject Area
- Multiple facets can be chosen simultaneously and then applied, allowing the staff user to arrive to a very specific group of Analytics Objects

Multi-Select Facets

< Analytics Object List (1 - 20 of 83)

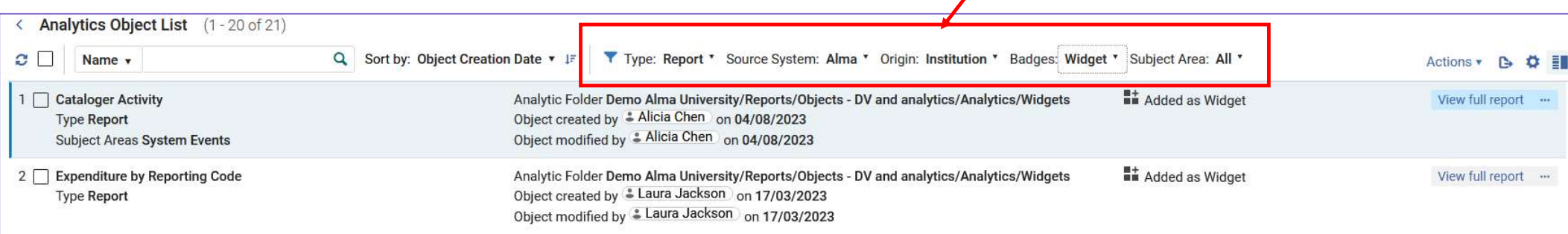
Name Sort by: Object Creation Date Type: All Source System: All Origin: All Badges: All Subject Area: All Actions

<input type="checkbox"/> 1 Expenditure by vendor Type Report Subject Areas Funds Expenditure	Analytic Folder Demo Alma University/Reports/Objects - DV and analytics/Analytics/Reports Objects Object created by <input type="text"/> Alicia Chen on 04/08/2023 Object modified by <input type="text"/> Alicia Chen on 04/08/2023	<input type="text"/> Scheduled Report	<input type="text"/> View full report ...
<input type="checkbox"/> 2 Cataloger Activity Type Report Subject Areas System Events	Analytic Folder Demo Alma University/Reports/Objects - DV and analytics/Analytics/Widgets Object created by <input type="text"/> Alicia Chen on 04/08/2023 Object modified by <input type="text"/> Alicia Chen on 04/08/2023	<input type="text"/> Added as Widget	<input type="text"/> View full report ...

These are the facets

Multi-Select Facets

- Here we have chosen multiple facets to get all Analytics Objects:
 - Of type report
 - From Alma (not Primo)
 - Created by the institution (not default Ex Libris reports)
 - Badges = Widget
 - All subject areas

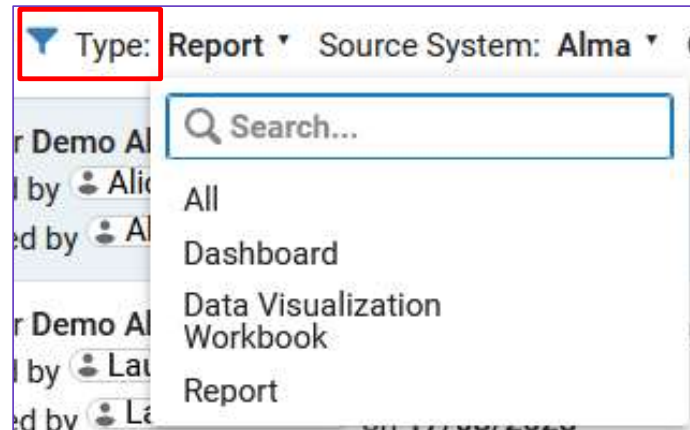


The screenshot shows the 'Analytics Object List' interface. At the top, there are filter facets: 'Type: Report', 'Source System: Alma', 'Origin: Institution', 'Badges: Widget', and 'Subject Area: All'. A red box highlights these facets, with a red arrow pointing to the 'Badges: Widget' facet. Below the facets is a table with two rows of objects. The first row is 'Cataloger Activity' and the second is 'Expenditure by Reporting Code'. Each row includes details about the analytic folder, creation/modification dates, and the user who created/modified it.

Object ID	Name	Type	Subject Areas	Folder	Created By	Created On	Modified By	Modified On	Badges	Actions
1	Cataloger Activity	Type Report	System Events	Demo Alma University/Reports/Objects - DV and analytics/Analytics/Widgets	Alicia Chen	04/08/2023	Alicia Chen	04/08/2023	Added as Widget	View full report ...
2	Expenditure by Reporting Code	Type Report		Demo Alma University/Reports/Objects - DV and analytics/Analytics/Widgets	Laura Jackson	17/03/2023	Laura Jackson	17/03/2023	Added as Widget	View full report ...

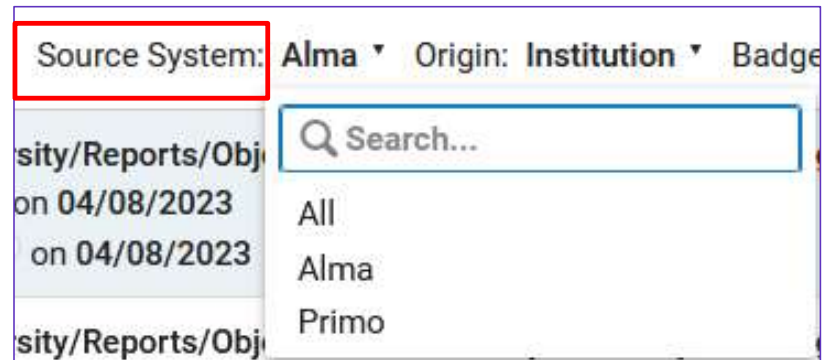
Multi-Select Facets

- The facet “Type” can be
 - All
 - Dashboard
 - Data Visualization Project
 - Report



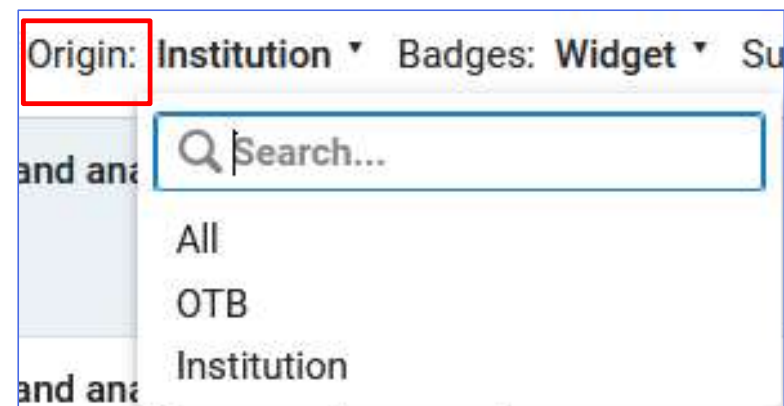
Multi-Select Facets

- The facet "Source System" can be
 - All
 - Alma
 - Primo



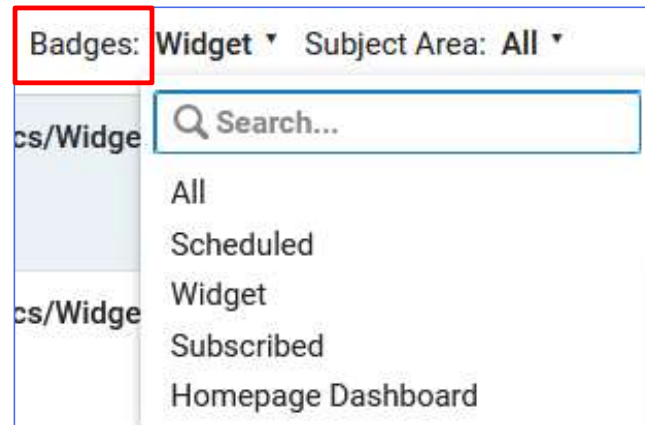
Multi-Select Facets

- The facet "Origin" can be
 - All
 - OTB (Out of the Box default reports supplied by Ex Libris which are part of Alma)
 - Institution (Created by the institution)



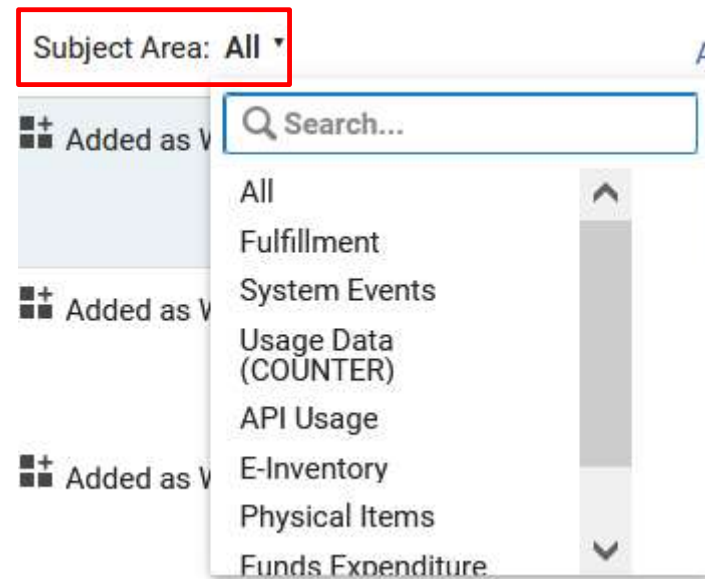
Multi-Select Facets

- The badges can be
 - All
 - Scheduled
 - Widget
 - Subscribed
 - Homepage Dashboard



Multi-Select Facets

- The facet "Subject Area" can be
 - All
 - Any one of the subject areas



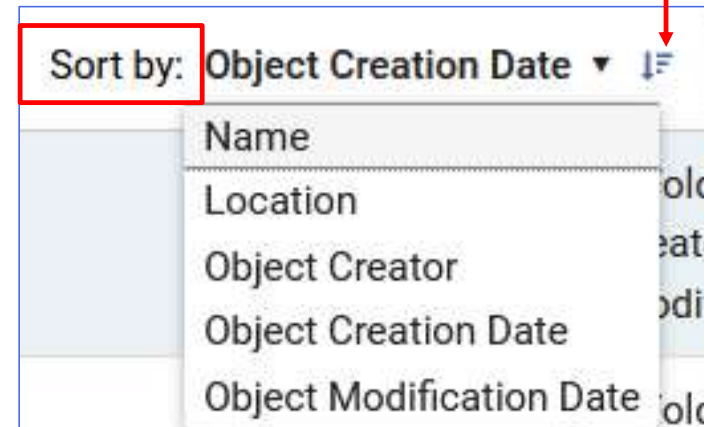


Sorting the list of Analytics Objects

Sorting the list of Analytics Objects

- The list of Analytics Objects can be sorted ascending or descending by:
 - Name
 - Location
 - Object Creator
 - Object Creation Date
 - Object Modification Date

Toggle between ascending and descending



Sorting the list of Analytics Objects

- Here the list of Analytics Objects is sorted descending by creation date

< Analytics Object List (1 - 20 of 21)

Sort by: Object Creation Date

Object ID	Name	Type	Subject Areas	Created By	Created On	Modified By	Modified On
1	Cataloger Activity	Type Report	System Events	Alicia Chen	04/08/2023	Alicia Chen	04/08/2023
2	Expenditure by Reporting Code	Type Report		Laura Jackson	17/03/2023	Laura Jackson	17/03/2023
3	Patrons by User Group - Pie	Type Report	Users	Super User	06/07/2022	Super User	17/03/2023
4	Item Count by Library - Bar Graph	Type Report	Physical Items	Super User	06/07/2022	Super User	17/03/2023
5	Physical Inventory Count - by Material Type	Type Report		Anna Allen	25/04/2022	Anna Allen	17/03/2023

Sorted descending by creation date:

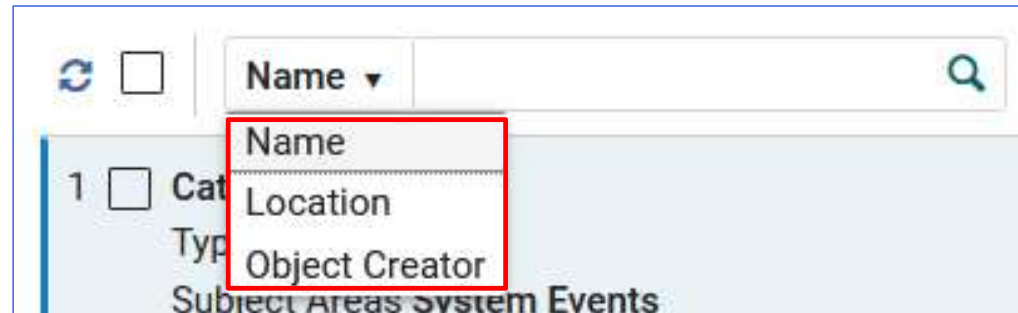
1. Aug. 4, 2023
2. Mar. 17, 2023
3. Jul. 6, 2022
4. Jul. 6, 2022
5. Apr. 25, 2022



Searching the list of Analytics Objects

Searching the list of Analytics Objects

- The Analytics Object List can be searched by
 - Name
 - Location
 - Object Creator



Searching the list of Analytics Objects

- The 'Location' is the directory where the analytics report of the analytics object is located.
- Here for example, we have searched for Location with the word "Analytics/Widgets" in it and received 21 results.






The screenshot displays the 'Analytics Object List' interface. At the top, the title is 'Analytics Object List (1 - 20 of 21)'. Below the title, there are several filters: 'Location' is set to 'Analytics/Widgets', 'Sort by' is 'Object Creation Date', 'Type' is 'Report', 'Source System' is 'Alma', 'Origin' is 'Institution', 'Badges' is 'Widget', and 'Subject Area' is 'All'. The results table shows two entries:

Item	Location	Object Name	Created By	Created On	Modified By	Modified On	Actions
1	Cataloger Activity Type Report Subject Areas System Events	Analytic Folder Demo Alma University/Reports/Objects - DV and analytics/Analytics/Widgets	Alicia Chen	04/08/2023	Alicia Chen	04/08/2023	Added as Widget View full report
2	Expenditure by Reporting Code Type Report	Analytic Folder Demo Alma University/Reports/Objects - DV and analytics/Analytics/Widgets	Laura Jackson	17/03/2023	Laura Jackson	17/03/2023	Added as Widget View full report

Red arrows in the original image point to the search filter 'Analytics/Widgets' and the 'Analytics/Widgets' text in the object names of the first two results.

Searching the list of Analytics Objects

- The “Badges” give a clear indication of what has been done with the specific widget for the logged in user

Analytics Object List (1 - 20 of 45)		Sort by: Object Creation Date Type: Report Source System: Alma Origin: Institution Badges: All Subject Area: All		Actions
<input type="checkbox"/>	Expenditure by vendor Type Report Subject Areas Funds Expenditure	Analytic Folder Demo Alma University/Reports/Objects - DV and analytics/Analytics/Reports Objects Object created by Alicia Chen on 04/08/2023 Object modified by Alicia Chen on 22/08/2023	 Subscribed  Scheduled Report	View full report
<input type="checkbox"/>	Cataloger Activity Type Report Subject Areas System Events	Analytic Folder Demo Alma University/Reports/Objects - DV and analytics/Analytics/Widgets Object created by Alicia Chen on 04/08/2023 Object modified by Alicia Chen on 04/08/2023		View full report
<input type="checkbox"/>	Count of Loans and Renewals in current year Type Report Subject Areas Fulfillment	Analytic Folder Demo Alma University/Reports/Objects - DV and analytics/Analytics/Reports Objects Object created by Alicia Chen on 04/08/2023 Object modified by Alicia Chen on 07/08/2023		View full report
<input type="checkbox"/>	Outstanding Loans filtered by loan and due date and expiry date Type Report	Analytic Folder Demo Alma University/Reports/Fulfillment Object created by Bettina Schmid on 18/06/2023		View full report



Presentation Toggle Button

Presentation Toggle Button

- The presentation toggle button is located on the top right corner of the page and enables users to determine the way the Analytics Object(s) is / are presented on the screen.
- This allows users to work in the best way that suits their specific individual needs.


Presentation Toggle Button

- There are two presentation options:
 - **List view** - presents the full list of Analytics Objects in a single panel
 - **Split view** - presents the full list of Analytics Objects on one side and more information about the selected Analytics Objects on the other side. Split view presentation can also be triggered by simply clicking on one of the Analytics Objects presented in the full list. Users can determine the width of the left / right panel by selecting one of the 3 pre-set options or by clicking and dragging the vertical separator ruler to the right or to the left (vertical ruler separates between the left and right panels).
- Additionally, a user can view an object in Full Page View:
 - **Full Page view** - the presentation in this selection presents a specific Analytics Object in full view.

Presentation Toggle Button

- This is the list view

We will now click here to enable "Split Screen"



< Analytics Object List (1 - 20 of 83)

Sort by: Object Creation Date | Type: All | Source System: All | Origin: All | Badges: All | Subject Area: All | Actions

<input type="checkbox"/>	Expenditure by vendor Type Report Subject Areas Funds Expenditure	Analytic Folder Demo Alma University/Reports/Objects - DV and analytics/Analytics/Reports Objects Object created by Alicia Chen on 04/08/2023 Object modified by Alicia Chen on 22/08/2023	Subscribed Scheduled Report	View full report	Enable split screen
<input type="checkbox"/>	Cataloger Activity Type Report Subject Areas System Events	Analytic Folder Demo Alma University/Reports/Objects - DV and analytics/Analytics/Widgets Object created by Alicia Chen on 04/08/2023 Object modified by Alicia Chen on 04/08/2023	Added as Widget	View full report	...

Presentation Toggle Button

Now we are in "Split Screen" and can click here to "Disable Split Screen"

The screenshot shows the 'Analytics Object List' interface. At the top, there are filters for Location, Sort by (Object Creation Date), Type (Report), Source System (Alma), Origin (Institution), Badges (All), and Subject Area (All). The main list contains three items:

- 1 Expenditure by vendor** (Type Report, Subject Areas Funds Expenditure). It is a Scheduled Report. Object created by Alicia Chen on 04/08/2023, modified on 22/08/2023.
- 2 Cataloger Activity** (Type Report, Subject Areas System Events). It is an Added as Widget. Object created by Alicia Chen on 04/08/2023, modified on 04/08/2023.
- 3 Count of Loans and Renewals in current year** (Type Report, Subject Areas Fulfillment). It is a Scheduled Report. Object created by Alicia Chen on 04/08/2023, modified on 07/08/2023.

The detailed view for 'Expenditure by vendor' is shown on the right. It includes a 'Summary' section with the following information:

- Expenditure by vendor**
- Type Report
- Subject Areas Funds Expenditure
- Report URL: <https://eu00.alma.exlibrisgroup.com/ng/hashed/EAE4D98235F484132FCCEA9B1FFFCD6F146BCD39>
- Object created by Alicia Chen on 04/08/2023 18:24
- Object modified by Alicia Chen on 22/08/2023 13:48

At the top right of the detailed view, there are buttons for 'View full report', 'Remove Object ...', 'Pin to Analytics ...', and 'Disable split screen'. A red arrow points from the text box above to the 'Disable split screen' button.

Presentation Toggle Button

- This is the split view

Analytics Object List (1 - 20 of 45)

Location [v] Search Sort by: Object Creation Date [v] Type: Report Source System: Alma Origin: Institution

Object ID	Object Name	Type	Source System	Origin	Created By	Created On	Modified By	Modified On	Actions
1	Expenditure by vendor	Type Report	Alma	Institution	Alicia Chen	04/08/2023	Alicia Chen	22/08/2023	Subscribed, Scheduled Report, View full report
2	Cataloger Activity	Type Report	Alma	Institution	Alicia Chen	04/08/2023	Alicia Chen	04/08/2023	Added as Widget, View full report
3	Count of Loans and Renewals in current year	Type Report	Alma	Institution	Alicia Chen	04/08/2023	Alicia Chen	07/08/2023	Scheduled Report, View full report
4	Outstanding Loans filtered by loan and due date and expiry date	Type Report	Alma	Institution	Bettina Schmid	18/06/2023			Pinned Object, View full report

Pane divider can be dragged left or right to show more or less on a specific side.

Left pane can be collapsed here

Summary

Share

Schedule

Report Preview

Expenditure by vendor

Type Report

Subject Areas Funds Expenditure

Report URL <https://eu00.alma.exlibrisgroup.com/ng/hashed/EAE4D98235F484132FCCEA9B1FFCD6F146BCD39>

Analytic Folder Demo Alma University/Reports/Objects - DV and analytics/Analytics/Reports Objects

Object created by Alicia Chen on 04/08/2023 18:24

Object modified by Alicia Chen on 13:48

Share

Internal Users

+ Add Users

Roles

+ Add Roles

Presentation Toggle Button

- This is the split view

Analytics Object List (1 - 20 of 45)

Location [v] [q] Sort by: Object Creation Date [v] [f] Type: Report [v] Source System: Alma [v] Origin: Institution [v] Badges: All [v] Subject Area: All [v] Actions [v] [g] [m] [b]

Checkbox	Title	Description	Actions
<input type="checkbox"/>	Expenditure by vendor	Analytic Folder Demo Alma University/Reports/Objects - DV and analytics/Analytics/Reports/Objects Type Report Subject Areas Funds Expenditure Object created by Alicia Chen on 04/08/2023 Object modified by Alicia Chen on 22/08/2023	Subscribed Scheduled Report View full report ...
<input type="checkbox"/>	Cataloger Activity	Analytic Folder Demo Alma University/Reports/Objects - DV and analytics/Analytics/Wide Type Report Subject Areas System Events Object created by Alicia Chen on 04/08/2023 Object modified by Alicia Chen on 04/08/2023	Added as Widget View full report ...
<input type="checkbox"/>	Count of Loans and Renewals in current year	Analytic Folder Demo Alma University/Reports/Objects - DV and analytics/Analytics/Reports/Objects Type Report Subject Areas Fulfillment Object created by Alicia Chen on 04/08/2023 Object modified by Alicia Chen on 07/08/2023	Scheduled Report View full report ...
<input type="checkbox"/>	Outstanding Loans filtered by loan and due date and expiry date	Analytic Folder Demo Alma University/Reports/Fulfillment Type Report Subject Areas Fulfillment Object created by Bettina Schmid on 18/06/2023	Pinned Object View full report ...

Summary
Share
Schedule
Report Preview

Expenditure by vendor
Type Report
Subject Areas Funds Expenditure
Report URL <https://eu00.alma.exlibrisgroup.com/ng/hashed/EAE4D98235F484132FCCEA9B1FFCD6F146BCD39>
Analytic Folder Demo Alma University/Reports/Objects - DV and analytics/Analytics/Reports/Objects
Object created by Alicia Chen on 04/08/2023 18:24
Object modified by Alicia Chen on 22/08/2023 13:48

Share
Internal Users
+ Add Users
Roles
+ Add Roles

Switch to full view


Presentation Toggle Button

Clicking here will collapse the left pane thus showing the object in "Full Page view". We will now click

The screenshot shows the 'Analytics Object List' interface. At the top, there are filters for 'Location', 'Sort by: Object Creation Date', and 'Type: Report'. Below this is a table of four objects. The first object, 'Expenditure by vendor', is selected. To the right of the table is a sidebar with a 'Presentation Toggle Button' (a left-pointing arrow) and a 'Summary' section. A red arrow points from the text box above to this toggle button. The 'Summary' section displays details for the selected object, including its type, subject areas, report URL, and creation/modification dates.

Object ID	Object Name	Type	Subject Areas	Created/Modified	Actions
1	Expenditure by vendor	Type Report	Funds Expenditure	Created: 04/08/2023, Modified: 22/08/2023	Subscribed, Scheduled Report, View full report
2	Cataloger Activity	Type Report	System Events	Created: 04/08/2023, Modified: 04/08/2023	Added as Widget, View full report
3	Count of Loans and Renewals in current year	Type Report	Fulfillment	Created: 04/08/2023, Modified: 07/08/2023	Scheduled Report, View full report
4	Outstanding Loans filtered by loan and due date and expiry date	Type Report	Fulfillment	Created: 18/06/2023	Pinned Object, View full report

Presentation Toggle Button

Saved 

View full report Remove Object ... Pin to Analytics ...

Summary

Share
Schedule
Report Preview

Expenditure by vendor

Type Report Analytic Folder Demo Alma University/Reports/Objects - DV and analytics/Analytics/Reports Objects

Subject Areas Funds Expenditure Object created by Alicia Chen on 04/08/2023 18:24

Report URL <https://eu00.alma.exlibrisgroup.com/ng/hashed/EAE4D98235F484132FCCEA9B1FFCD6F146B> Object modified by Alicia Chen on 22/08/2023 13:48

CD39

Share

Internal Users

+ Add Users

Roles

+ Add Roles

+ Add From Profiles

Schedule

Schedule Report

Recurrence Pattern Weekly Every Monday At 09:00

Delivery option Attachment FTP

Format Excel FTP Configuration Ex Libris Secure FTP Service Sub-directory expenditures

Now we are in "Full Page view"

Presentation Toggle Button

- The staff user can easily switch between split view and full view

The screenshot displays the configuration page for a report titled "Expenditure by vendor". The interface includes a left-hand navigation menu with options: Summary, Share, Schedule, and Report Preview. The main content area shows report details such as "Type Report", "Subject Areas Funds Expenditure", and "Report URL". It also includes sections for "Share" (Internal Users, Roles), "Schedule" (Recurrence Pattern Weekly, Delivery option Attachment), and "FTP Configuration". A red arrow points from a yellow callout box labeled "Return to split view" to a small circular button with a right-pointing arrow on the left side of the interface.

Presentation Toggle Button

- The staff user can return to list view by closing the right pane

The screenshot displays the 'Analytics Object List' interface. At the top, there is a search bar and filters for 'Location', 'Sort by: Object Creation Date', 'Type: Report', 'Source System: Alma', 'Origin: Institution', 'Badges: All', and 'Subject Area: All'. Below this is a list of four report objects. The first object, 'Expenditure by vendor', is selected, and its details are shown in a right-hand pane. The details include the report type, subject areas, report URL, and creation/modification dates. A yellow callout box with the text 'Close right pane. We will click the X to close the right pane.' points to the 'X' icon in the top right corner of the right pane.

Object ID	Object Name	Type	Subject Areas	Creation/Modification	Actions
1	Expenditure by vendor	Type Report	Funds Expenditure	Created by Alicia Chen on 04/08/2023 Modified by Alicia Chen on 22/08/2023	Subscribed, Scheduled Report, View full report
2	Cataloger Activity	Type Report	System Events	Created by Alicia Chen on 04/08/2023 Modified by Alicia Chen on 04/08/2023	Added as Widget, View full report
3	Count of Loans and Renewals in current year	Type Report	Fulfillment	Created by Alicia Chen on 04/08/2023 Modified by Alicia Chen on 07/08/2023	Scheduled Report, View full report
4	Outstanding Loans filtered by loan and due date and expiry date	Type Report	Fulfillment	Created by Bettina Schmid on 18/06/2023 Modified by Bettina Schmid	Pinned Object, View full report

Presentation Toggle Button

- Now we are back at list view

< Analytics Object List (1 - 20 of 45)

Location Sort by: Object Creation Date Type: Report Source System: Alma Origin: Institution Badges: All Subject Area: All Actions

<input type="checkbox"/> 1 Expenditure by vendor Type Report Subject Areas Funds Expenditure	Analytic Folder Demo Alma University/Reports/Objects - DV and analytics/Analytics/Reports Objects Object created by on 04/08/2023 Object modified by on 22/08/2023	Subscribed Scheduled Report	View full report ...
<input type="checkbox"/> 2 Cataloger Activity Type Report Subject Areas System Events	Analytic Folder Demo Alma University/Reports/Objects - DV and analytics/Analytics/Widgets Object created by on 04/08/2023 Object modified by on 04/08/2023	Added as Widget	View full report ...
<input type="checkbox"/> 3 Count of Loans and Renewals in current year Type Report Subject Areas Fulfillment	Analytic Folder Demo Alma University/Reports/Objects - DV and analytics/Analytics/Reports Objects Object created by on 04/08/2023 Object modified by on 07/08/2023	Scheduled Report	View full report ...
<input type="checkbox"/> 4 Outstanding Loans filtered by loan and due date and expiry date Type Report Subject Areas Fulfillment	Analytic Folder Demo Alma University/Reports/Fulfillment Object created by on 18/06/2023 Object modified by on 18/06/2023	Pinned Object	View full report ...



Split View (Side By Side View)

Split View (Side By Side View)

- The "Side By Side View" presentation enables users to view a list of Analytics Objects on one side and detailed information regarding the selected Analytics Object on the other side.
- The right panel holds relevant information regarding the Analytics Object, for users with relevant roles.
- This information is editable from the panel itself, preventing users from the need to navigate to a specific Analytics Object editing screen.

Split View (Side By Side View)

Analytics Object List (1 - 20 of 45)

Location Sort by: Object Creation Date Type: Report Source System: Alma Origin: Institution Badges: All Subject Area: All

Object ID	Object Name	Type	Subject Areas	Created By	Created On	Modified By	Modified On	Actions
1	Expenditure by vendor	Report	Funds Expenditure	Alicia Chen	04/08/2023	Alicia Chen	22/08/2023	Subscribed, Scheduled Report, View full report
2	Cataloger Activity	Report	System Events	Alicia Chen	04/08/2023	Alicia Chen	04/08/2023	Added as Widget, View full report
3	Count of Loans and Renewals in current year	Report	Fulfillment	Alicia Chen	04/08/2023	Alicia Chen	07/08/2023	Scheduled Report, View full report
4	Outstanding Loans filtered by loan and due date and expiry date	Report	Fulfillment	Bettina Schmid	18/06/2023	Bettina Schmid	18/06/2023	Pinned Object, View full report

Summary

Share Schedule Report Preview

Count of Loans and Renewals in current year

Type Report Analytic Folder Demo Alma University/Reports/Objects - DV and analytics/Analytics/Reports Objects

Description This provides a Count of Loans and Renewals in current year

Report URL <https://eu00.alma.exlibrisgroup.com/ng/hashed/C53A90E40DB397B5D554B4568A4F7B7>

Object created by Alicia Chen on 04/08/2023 12:44

Object modified by Alicia Chen on 07/08/2023 10:48

Share Internal Users Add User Roles Fulfillment Administrator Fulfillment Services Manager

Select an Analytics Object from the **Compact left side record view**

Editable Analytics Object details will open in the **Right side panel**

Split View (Side By Side View)

Analytics Object List (1 - 20 of 45)

Location Sort by: Object Creation Date Type: Report Source System: Alma Origin: Institution Badges: All Subject Area: All

ID	Name	Type	Subject Areas	Created/Modified	Actions
1	Expenditure by vendor	Report	Funds Expenditure	Created: Alicia Chen (04/08/2023) Modified: Alicia Chen (22/08/2023)	Subscribed, Scheduled Report, View full report
2	Cataloger Activity	Report	System Events	Created: Alicia Chen (04/08/2023) Modified: Alicia Chen (04/08/2023)	Added as Widget, View full report
3	Count of Loans and Renewals in current year	Report	Fulfillment	Created: Alicia Chen (04/08/2023) Modified: Alicia Chen (07/08/2023)	Scheduled Report, View full report
4	Outstanding Loans filtered by loan and due date and expiry date	Report	Fulfillment	Created: Bettina Schmid (18/06/2023) Modified: Bettina Schmid (18/06/2023)	Pin

Count of Loans and Renewals in current year

Type Report
Subject Areas Fulfillment
Description This provides a Count of Loans and Renewals in current year
Report URL <https://eu00.alma.exlibrisgroup.com/ng/hashed/C53A90E40DB397B5D554B4568A4F7B7FA7E66A35>
Object created by Alicia Chen on 04/08/2023 12:44
Object modified by Alicia Chen on 07/08/2023 10:48

Summary
Share
Schedule
Report Preview

Internal Users
Add Users
Fulfillment Administrator Fulfillment Services Manager

Navigate directly to the different parts of the Analytics Object using the "Sections" option or the scrollbar.

Split View (Side By Side View)

- The Analytics Object can be edited in the right-side panel.

The screenshot displays the 'Analytics Object List' interface in a split view. The left panel shows a list of five analytics objects, with the third object, 'Count of Loans and Renewals in current year', selected. The right panel shows the 'Edit Report' modal for this object. A yellow callout box with the text 'Edit the Analytics Object as desired' points to the 'Save' button in the modal.

Object ID	Object Name	Type	Subject Areas	Created/Modified	Actions
1	Expenditure by vendor	Report	Funds Expenditure	Created: Alicia Chen (04/08/2023) Modified: Alicia Chen (22/08/2023)	View full report
2	Cataloger Activity	Report	System Events	Created: Alicia Chen (04/08/2023) Modified: Alicia Chen (04/08/2023)	View full report
3	Count of Loans and Renewals in current year	Report	Fulfillment	Created: Alicia Chen (04/08/2023) Modified: Alicia Chen (07/08/2023)	View full report
4	Outstanding Loans filtered by loan and due date and expiry date	Report	Fulfillment	Created: Bettina Schmid (18/06/2023) Modified: Bettina Schmid (18/06/2023)	View full report
5	Physical Item Usage for Weeding	Report			View full report

Edit Report Modal Fields:

- Analytic Folder*: Demo Alma University/Re...
- Report Name*: Count of Loans and Rene...
- Display Name*: Count of Loans and Rene ...
- Type: Report
- Subject Areas: Fulfillment
- Object Creator: Alicia Chen
- Object Creation Date: 04/08/2023 12:44
- Object Modification Date: 07/08/2023 10:48

Buttons: Edit Report, Copy, This provides a Count of ..., Reset, Save



Viewing the report from within the object

Viewing the report from within the object

- While editing or viewing an analytics object it is possible to both
 1. Preview the analytics report associated with the object
 2. View the full analytics report associated with the object
- This can save a lot of time, preventing the need for the staff user to ask the analytics designer what the report is.
- The staff user can immediately see if it is relevant to him or herself.

Viewing the report from within the object

From within the analytics object, it is possible to see the results of the report and open it.

Report Preview

View full report

Preview

The screenshot shows the 'Analytics Object List' interface. On the left, a list of reports is displayed, including 'Expenditure previous 2 Months per Title and PO', 'Loans in current year', 'Alma User Logins in the last 30 days', 'Historical events', and 'Expenditure Trends for P &'. The 'Loans in current year' report is highlighted. On the right, the detailed view of this report is shown, including a 'Report Preview' section with a table of loan data. A red box highlights the 'Report Preview' label, and a yellow box highlights the 'View full report' button. A red arrow points from the yellow box to the 'View full report' button in the list. Another red arrow points from the 'View full report' button in the list to the 'View full report' button in the detailed view. A third red arrow points from the 'Preview' label to the table in the detailed view.

Loans (Not In House)	MMS Id	Title
9	99490287700121	החורף באיסטון /
9	991463930000121	Irish dialects and Irish-speaking districts; three lectures.
6	9950509800121	Collected stories of William Faulkner.
6	99415078100121	The story of aviation in the Kingdom of Bahrain /
4	99128310800121	Milano in cucina /
4	99437867700121	The Queen : 70 glorious years.
4	991162310000121	Burajiru no Nihon imin = The Japanese immigrant in Brazil.
3	99101511000121	Le monde selon Garp roman.
3	99257111100121	Taiwan /
3	99457087800121	The creative nudge : simple steps to help you think differently /

Viewing the report from within the object

- Clicking “View Full Report” opens the full report in another browser tab

Loans in current year		
Loans (Not In House)	MMS Id	Title
9	99490287700121	החורף בליסבון /
9	991463930000121	Irish dialects and Irish-speaking districts; three lectures.
6	9950509800121	Collected stories of William Faulkner.
6	99415076100121	The story of aviation in the Kingdom of Bahrain /
4	99128310800121	Milano in cucina /
4	99437687700121	The Queen : 70 glorious years.
4	991162310000121	Burajiru no Nihon imin = The Japanese immigrant in Brazil.
3	99101511000121	Le monde selon Garp roman
3	99257111100121	Taiwan /
3	99487087800121	The creative nudge : simple steps to help you think differently /
3	99490087600121	Revenge : Meghan, Harry and the war between the Windsors /
3	99492987800121	Burning the books : a history of knowledge under attack /

EXLibris
Part of **Clarivate**

IGOLU
International Group of Ex Libris Users

Yoel Kortick
Yoel.Kortick@clarivate.com

© 2023 Clarivate

Clarivate and its logo, as well as all other trademarks used herein are trademarks of their respective owners and used under license.