

Zooming Into the Next Discovery Experience



Agenda



Celebrating the NDE UI Milestone



Building NDE Together



Live Demo



When Will the NDE UI Be Available and What's to Expect



Customization: Between Standard Branding, Add-ons and more Advanced options



Accessibility: From Design to Compliance



NDE: All Resources & Standards



Go Home With Go NDE Transition Checklist

Celebrating the NDE UI Milestone - Live Customers



Share your experience with the NDE UI
with the community using the
Developer Network platform

Building NDE Together

Celebrating 20 years of community - Shaping the future of discovery

WE ARE HERE

6 Live

Institutions are live with the NDE

140

Institutions accessed NDE as part of the Managed Release And Are Actively Using It.

171

NDE views created.
Access to NDE was also provided to consortia central offices per request.

12

Early adopters partnering in NDE's early stage, contributing to go-live readiness and smoother migration.

700+

Feedback Submissions Received From The UX Focus Group

100+

Early Access Institutions Engaged Via The Generic Trial Environment And Shared Feedback Through Surveys

25+

Ideas And NERS Requests Implemented Based On Customer Input

3 Focus Groups

- UX
- Mixpanel
- Customization

Early Access, Broad Engagement, and Community Collaboration

Let's Take a Look



RESEARCH ASSISTANT

[LIBRARY SEARCH](#)

[JOURNAL SEARCH](#)

[FETCH ITEM](#)

[COLLECTION DISCOVERY](#)

[MORE](#) ▼

EN ▼



Discover the NDE UI – Live from Siena

Alma University ▼

Search anything

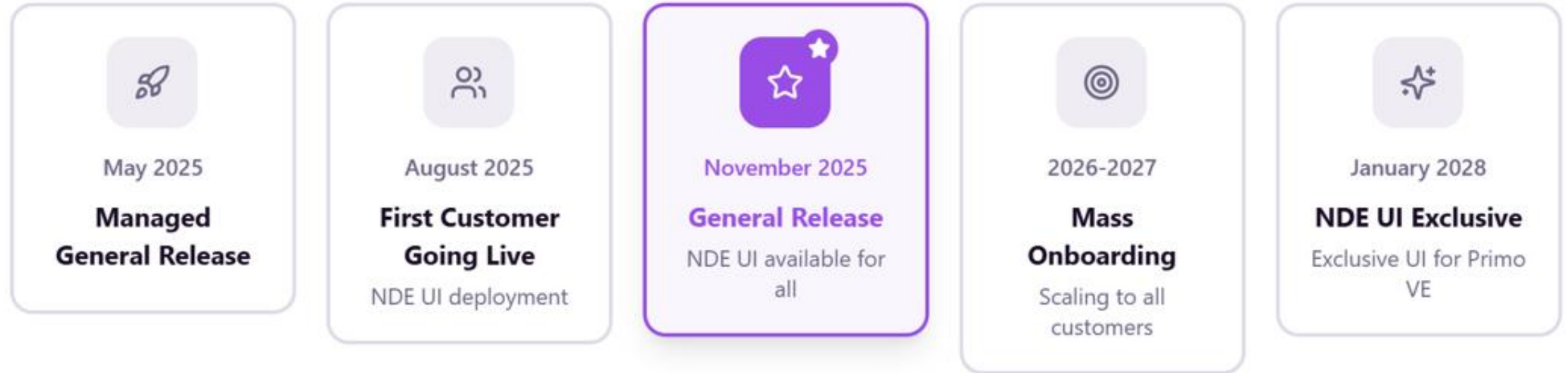


Ask Anything

Advanced Search

When Will the NDE UI Be Available and What's to Expect

On Track for **November** General Release



What to expect

- 🔍 NDE UI available for all institutions
- 🔍 Deliver new functionality in the NDE UI
- 🔍 support the community with the mass onboarding
- 🔍 Gradual sunset of the existing interface
- 🔍 NDE UI becomes the exclusive interface for Primo VE

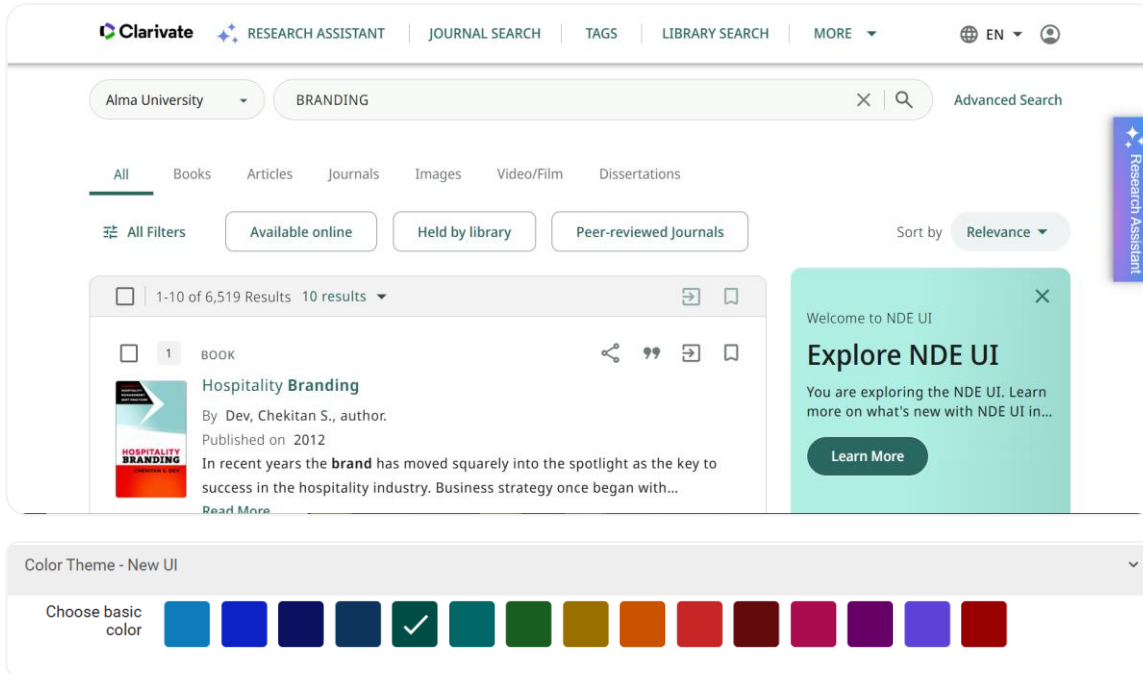


Launching NDE Cohort Program

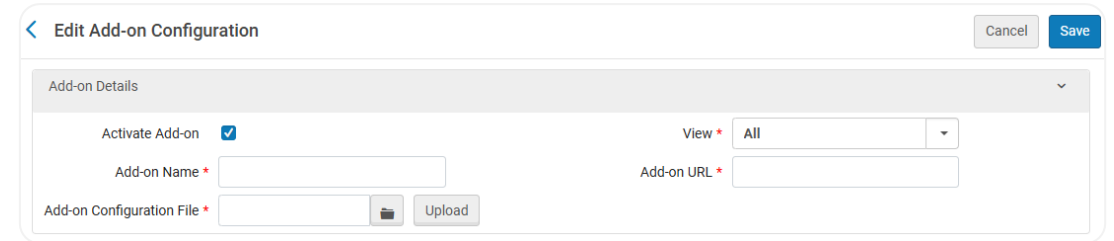
Twice a year

A structured 4-week training program designed to guide institutions through the migration from Primo VE UI to the new NDE UI

Customization – Between Basic Branding, Add-ons and More Advanced options



Basic Branding: Logo, Theme, Homepage...



Add-on Configuration: Simplified integration with Third parties



GitHub

<https://github.com/ExLibrisGroup/customModule>

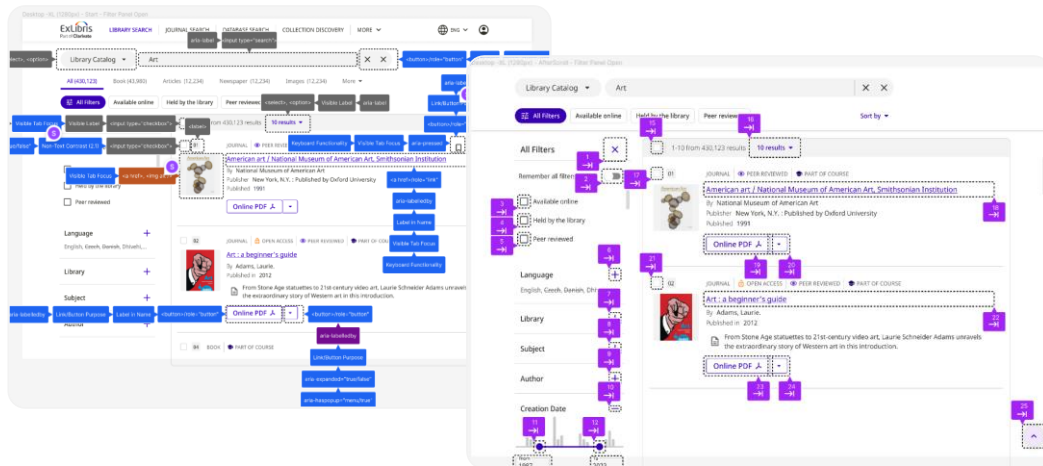
ExLibrisGroup/customModule: NDE Customization package

The NDE UI add-on framework allows various stakeholders to develop and integrate custom functionality: Vendors can create and host services that institutions ...

Advanced Customization Options

Accessibility – From Design to Compliance

Accessible from design phase



Accessibility VPAT & Remediation Plan

Clarivate Primo NDE Accessibility Conformance Report WCAG Edition

(Based on VPAT® Version 2.5)

Name of Product/Version:

Primo NDE May 2025 Managed General Release

Report Date:

May 12, 2025

Product Description:

The NDE UI is mainly an interface upgrade and represents a shift in the user interface design. Ex Libris Primo provides a fast, comprehensive, and personalized discovery solution with the intuitive user experience library patrons have come to expect. A single search interface provides a gateway to a wealth of scholarly content, including print, electronic and digital collections. Primo's sophisticated search and relevancy ranking algorithm ensures the most relevant results, based on the context of the search and the user's profile.

Continuous Accessibility: Audits, Resolutions, and Transparent Reporting

Initial accessibility audit



VPAT is
available

May 25

Round 2 - Accessibility audit with extra pages + validation of round 1 resolutions



August 25

Update VPAT
+ roadmap

Nov 25

Round 3 - Additional accessibility audit with extra pages + validation of round 2 resolutions



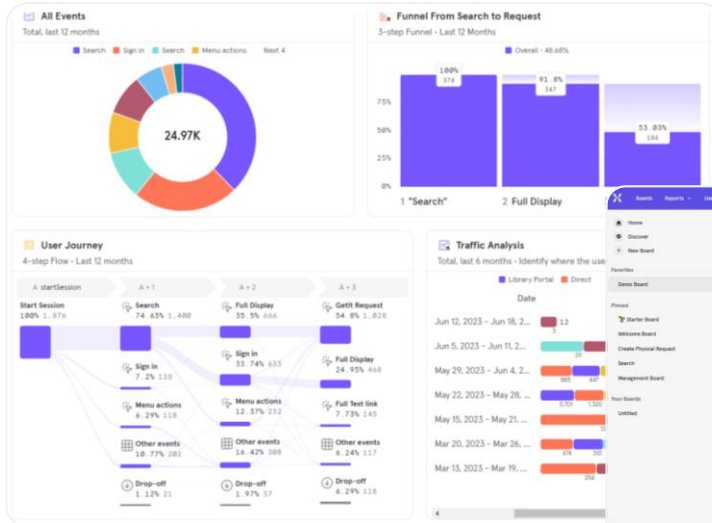
Feb 26

Update VPAT
+ roadmap

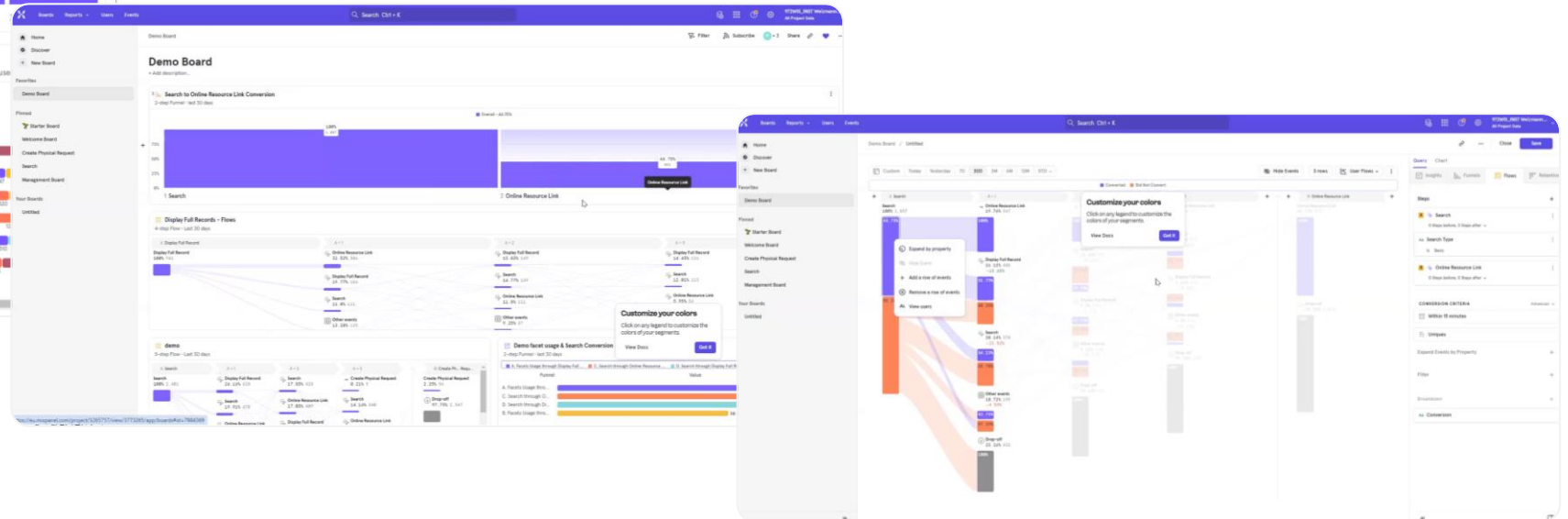
Mar 26

NDE Engagement Analytics

Measure, improve and increase user engagement with Mixpanel



Powered by **mixpanel**



Each institution transitioning to the NDE UI in production will utilize Mixpanel as the new platform for User Engagement Analytics.

NDE – All Resources



Plan your transition using these resources

- Go NDE [transition steps](#): Guided steps available to support a smooth transition
- [FAQ](#): Frequent questions answered to assist in planning and transition
- [Overview of the NDE Interface and Configuration](#)
- [Customization Best Practices](#) - Guide you how to brand your discovery site to your needs



Webinars

- Primo NDE UI Rollout Explained: Learn About the Transition Steps and Timelines - [YouTube](#) (59 min.), [PDF](#)
- Primo VE NDE (Next Discovery Experience) - [YouTube](#) (60 min.)
- Upcoming: Primo VE NDE configuration - October 28th , Exploring NDE UI for Consortia - December 3rd

NDE – All Resources



User Engagements Analytics with Mixpanel

- [Primo VE Analytics - Mixpanel](#): Introduction to Mixpanel, FAQ, support channels, events...
- [Enable Mixpanel Step](#): Enable Mixpanel for the NDE UI
- [Mixpanel How to Blog](#) additional Mixpanel Training - coming soon under [Additional Primo VE Training](#)
- [Mixpanel for Primo VE Customers](#)




More Resources and Training

- Branding NDE UI - [User Interface Customization \(8 min.\)](#)
- Advanced Customization Live Demo - [YouTube](#) (76 min)
NDE Customization Package - [GitHub](#) and [code examples](#)
- How to develop add on for the NDE UI - [Blog](#)



Go Home With Go NDE Transition Checklist

 Clarivate

Go NDE - Transition Checklist

Alpha University [Advanced Search](#)

Prepare for NDE Transition

- ☐ Define a Target Go Live Date
- ☐ Review Go NDE Resources:
 - ☐ Transition Steps and FAQ
 - ☐ NDE Notable Changes
 - ☐ Customization Best Practices
- ☐ List Current Customizations- Revisit your existing system modifications after reviewing NDE Changes
- ☐ Engage Library Staff

Starting Your NDE Implementation Journey

- ☐ Initiate NDE View – Duplicate/Create the NDE view alongside your live view
- ☐ Apply Basic Branding: Logo, Theme, Homepage Design
- ☐ Test Key Workflows
- ☐ Customize Further: Build your own components & Integrate Third-Party Solutions using Available Vendor Add-Ons
- ☐ Enable Mixpanel Analytics - Activate Mixpanel event tracking within the NDE to collect real-time usage data.
- ☐ Update Supporting Materials - Revise and update supporting documents

Go Live: Once you're ready to launch, all existing Primo VE links will automatically redirect to your NDE view, ensuring a smooth and seamless transition for users.

Thank You



Your voice matters!

**Take our 2-min
survey now**



Help us innovate

Your feedback drives the next generation of valuable solutions



See real impact

The improvements you experience today are direct results of feedback from customers like you



Shape the future

Help us prioritize improvements that will continue to add value to your work